



Product availability: Stock - Normally stocked in distribution facility

Price*: 206.00 USD



Main

Range of Product	Modicon TM5
Product or Component Type	Safety dc discrete input module
Discrete input number	4
Discrete input voltage	24 V

Complementary

Range Compatibility	PacDrive LMC motion controller
Product Compatibility	PacDrive LMC Eco PacDrive LMC Pro PacDrive LMC Pro 2
Discrete input voltage type	DC
Input voltage limits	20.4...28.8 V
Discrete input logic	Sink
Discrete input current	3.45 MA
Input impedance	7 kOhm
Color	Red
Voltage state 0 guaranteed	<= 5 V
Voltage state 1 guaranteed	>= 15 V
Input filtering	<= 500 ms configurable by software <= 150 ms hardware
Protection Type	Short-circuit protection Overload protection
Isolation	No insulation between channels 500 Vrms AC insulation between channel and bus
Maximum voltage drop	<0.6 V at 100 mA
Maximum supply current for sensors	300 MA
Maximum power consumption in W	1.25 W internal 0.32 W bus
Local signalling	1 LED green for power supply 1 LED red for power supply 2 LEDs red safety status 4 LEDs green/red input status

Electrical connection	2 wires
Marking	CE
Safety level	SIL 3 IEC 61508 SIL 3 IEC 62061 PL = e EN 13849-1
Safety reliability data	MTTFd > 100 years PFD < 1E-5 PFH < 1E-9
Net Weight	0.06 Lb(US) (0.025 kg)

Environment

Standards	UL 508 IEC 62061 IEC 61508 EN 13849-1 IEC 61131-2 CSA C22.2 No 142
Product Certifications	GOST-R CULus CSA
Ambient air temperature for operation	14...122 °F (-10...50 °C) vertical installation) 14...131 °F (-10...55 °C) horizontal installation)
Ambient Air Temperature for Storage	-40...158 °F (-40...70 °C)
Relative Humidity	5...95 % without condensation
IP degree of protection	IP20EN 60529
Pollution degree	2 IEC 60664
Operating altitude	0...6561.68 ft (0...2000 m)
Storage altitude	0.00...9842.52 Ft (0...3000 m)
Vibration resistance	1 gn 8.4...150 Hz DIN rail 3.5 mm 5...8.4 Hz DIN rail
Shock resistance	15 gn 11 ms
Electromagnetic compatibility	Electrostatic discharge immunity test, 4 kV on contact EN/IEC 61000-4-2 Electrostatic discharge immunity test, 8 kV in air EN/IEC 61000-4-2 Susceptibility to electromagnetic fields, 10 V/m 80...2000 MHz EN/IEC 61000-4-3 Electrical fast transient/burst immunity test, 1 kV I/O EN/IEC 61000-4-4 Electrical fast transient/burst immunity test, 1 kV shielded cable EN/IEC 61000-4-4 Electrical fast transient/burst immunity test, 2 kV power lines EN/IEC 61000-4-4 1.2/50 µs shock waves immunity test, 0.5 kV differential mode EN/IEC 61000-4-5 1.2/50 µs shock waves immunity test, 1 kV common mode EN/IEC 61000-4-5 Conducted RF disturbances EN/IEC 61000-4-6 Conducted and radiated emissions CISPR 11

Ordering and shipping details

Category	18360 - PACDRIVE3 SAFETY
Discount Schedule	PC52
GTIN	03595864128139
Nbr. of units in pkg.	1
Package weight(Lbs)	1.80 Oz (50.9 g)
Returnability	Yes
Country of origin	AT

Packing Units

Unit Type of Package 1	PCE
Package 1 Height	1.18 In (3 cm)
Package 1 width	2.36 In (6 cm)
Package 1 Length	4.13 In (10.5 cm)
Unit Type of Package 2	S02
Number of Units in Package 2	50

Package 2 Weight	6.06 Lb(US) (2.75 kg)
Package 2 Height	5.91 In (15 cm)
Package 2 width	11.81 In (30 cm)
Package 2 Length	15.75 In (40 cm)

Offer Sustainability

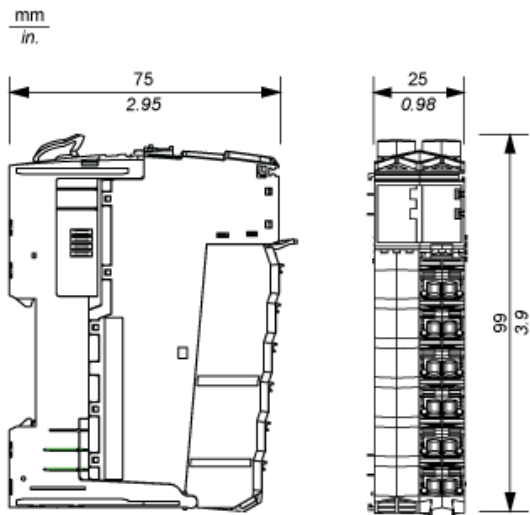
Sustainable offer status	Green Premium product
California proposition 65	WARNING: This product can expose you to chemicals including: Lead and lead compounds, which is known to the State of California to cause cancer and birth defects or other reproductive harm. For more information go to www.P65Warnings.ca.gov
REACH Regulation	REACH Declaration
REACH free of SVHC	Yes
EU RoHS Directive	Pro-active compliance (Product out of EU RoHS legal scope) EU RoHS Declaration
Toxic heavy metal free	Yes
Mercury free	Yes
RoHS exemption information	Yes
China RoHS Regulation	China RoHS Declaration
Environmental Disclosure	Product Environmental Profile
Circularity Profile	End Of Life Information
WEEE	The product must be disposed on European Union markets following specific waste collection and never end up in rubbish bins.
PVC free	Yes

Contractual warranty

Warranty	18 months
----------	-----------

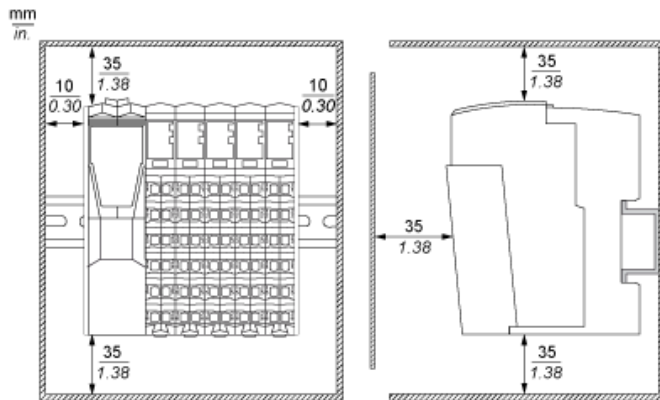
TM5 Slice

Dimensions

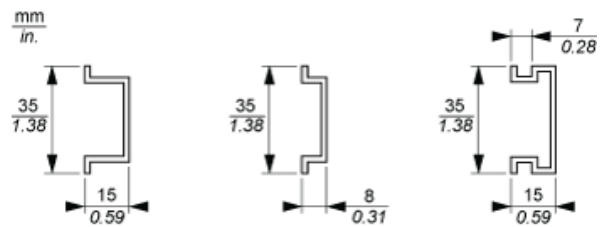


TM5 Safety System

Spacing Requirements







Mounting on a DIN Rail



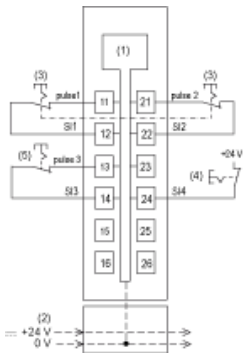
TM5 System Wiring Recommendations

Wire Sizes to Use with the Removable Spring Terminal Blocks

mm in.				
mm ²	0,08...2,5	0,25...2,5	0,25...1,5	2 x 0,25...2 x 0,75
AWG	28...14	24...14	24...16	2 x 24...2 x 18

Electronic Module 4DI 24 Vdc Sink 2 Wires

Wiring Diagram



- (1) Internal electronics
- (2) 24 Vdc I/O power segment integrated into the bus bases
- (3) 2-wire sensor
- (4) single wire sensor, external power supply
- (5) single wire sensor, internal power supply

Product Life Status : **Commercialised**